



# 2023 Annual Report

## Bringing People Together

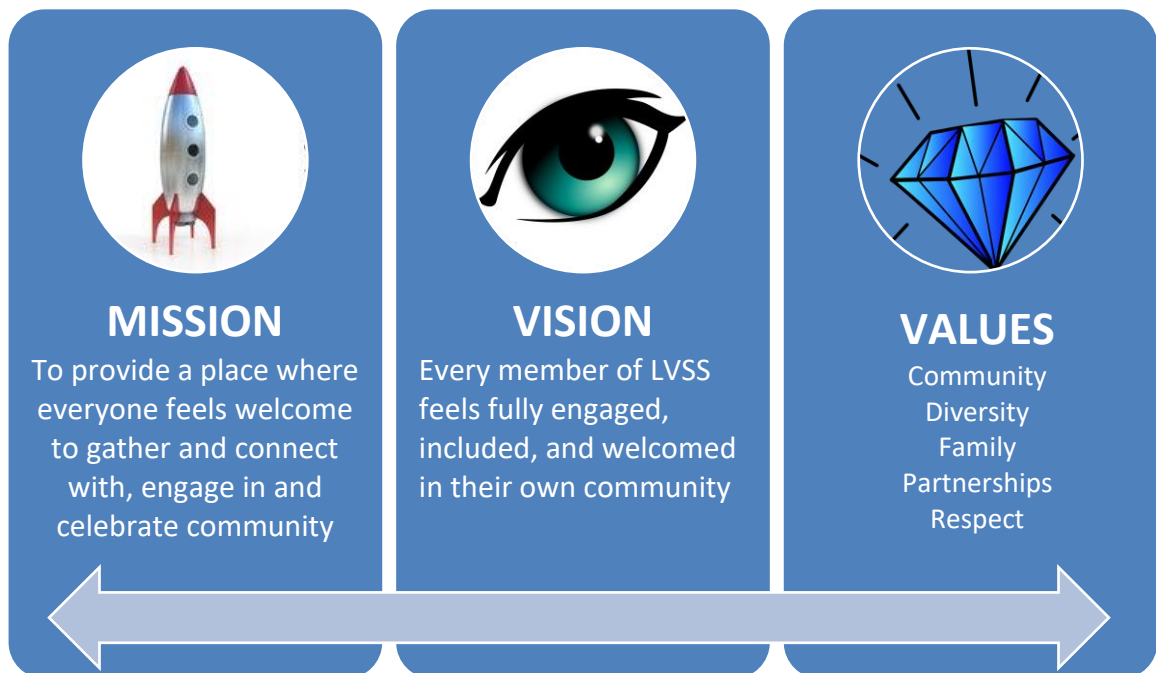


Lynn Valley Services Society at Mollie Nye House  
940 Lynn Valley Road  
North Vancouver, B.C. V7J 1Z7  
Phone 604.987.5820  
[www.lvss.ca](http://www.lvss.ca)



## Lynn Valley Services Society: (LVSS) Our Purpose

1. To preserve the Mollie Nye Heritage House and its gardens for the benefit of the community
2. To operate and maintain a community centre for the benefit of the community in Lynn Valley
3. To provide educational and health programs for the benefit of the community and
4. To undertake activities ancillary and incidental to the attainment of the above charitable purposes



We would like to thank the Coast Salish people, including the Skwxwú7mesh Nation (Squamish), xʷməθkʷəy̓əm (Musqueam) and səilwətaʔt (Tseil-Waututh) Nations, upon whose traditional territories the Lynn Valley Services Society @ Mollie Nye house resides.

# Contents

- EXECUTIVE SUMMARY REPORT ..... 1
- LVSS BOARD OF DIRECTORS 2023..... 2
  - Operations Staff ..... 2
  - Board Committees 2023 ..... 2
    - LVSS Standing Committees ..... 2
    - LVSS Ad-Hoc Committees ..... 2
- TREASURER REPORT..... 3
- FINANCIAL STATEMENTS ..... 4

## APPENDICES

- Appendix 1 – 2023 Mollie Nye House Accumulative Program Statistics
- Appendix 2 – 2023 Drop-In and registered Program Summary by Participant Group
- Appendix 3 – 2023 Long Term Rental Program Summary by Participation Group
- Appendix 4 – Volunteer Hours 2023
- Appendix 5 - LVSS Grant and Donation Support 2023
- Appendix 6 – Historical Data

# EXECUTIVE SUMMARY REPORT

2023 was a good year for the LVSS and Mollie Nye House.

Although not yet back to Pre-Pandemic levels, our Drop-In programs are increasing their attendance numbers significantly every year and continue to provide a welcoming space for Lynn Valley Seniors. Our registered programs are continuing to do well, and we added some very popular new ones such as Zentangle and Conversation Club. Our rental numbers have increased significantly in the past year.

Our biggest accomplishment this year was the launching of our new website which was vital to our mission to rebrand The House. The website introduced our new logo and has made the site look brighter and easier to navigate. The ability to pay online will be coming soon. We also bought new banners and signs to display both at the House and at Community events to further our goal of brand recognition.

We held 4 successful concerts this year and are looking to turn them into a regular feature.

The House was involved in several community events; we had a booth at Family Fun Day; participated in Lynn Valley Mall's annual Halloween event and hosted an Ice Cream Social. They were excellent opportunities to connect with the Community.

We continued to implement the lessons learned at the Thriving Non-Profits To date, two cohorts have attended. Those lessons will be put to use increasing our income, building the reputation of the House and increasing its presence in the Community.

As a relatively small Non-Profit organization, we are extremely grateful to all the volunteers who keep our programs and events running so effectively. They keep our gardens beautiful and the House festive at Christmas in addition to all the little ways they make the House welcoming. We are especially grateful to the LVSA for their capable management of the Drop-In Programs and the Bus Trips as well as their unwavering support of the House. We also thank the LVCA for their support in partnering with us.

We thank all our local sponsors for their continued support of our events. We'd also like to thank the Black Bear for all their past support. We will continue to build meaningful connections with our community partners, local businesses and individuals while upholding our vision, mission and mandate.

Finally, a big thank you to all our Board members for their hard work this year. We have been implementing some exciting new directions for the House and they have been instrumental in getting those underway. Karin, Sierra and Tiffany are stepping down this year but have kindly agreed to remain closely connected to the House. We welcome Journey Wong to the Board and thank her for stepping into the role of Secretary.

Respectfully Submitted

Tracey Lazenby – President



## LVSS BOARD OF DIRECTORS 2023

**Tracey Lazenby, President**

**Yuliia Russo, Member at Large**

**Edward Park, Vice President**

**Tiffany Trownson, Member at Large**

**Karin Jensen, Member at Large**

**Chloe Miller, Member at Large**

**Elena Whitman, Chair of LVSS Event Committee**

**Journey Wong, Member at Large**

**Sierra Roberts, Member at Large**

## Operations Staff

**John Charles, Executive Director**

**Sophia Hesp, Administration Coordinator**

## Board Committees 2023

### LVSS Standing Committees

Long Term Viability	Developing Long Term plan for sustainability. Plan will also include demographic data, background of how we became LVSS. No meetings in 2023.
Grants and Capacity Building	Reviewing dates and type of grants LVSS is eligible for and outline of when applications are made. No meetings in 2023.
Website Committee	Working on social media, where best to put our efforts for advertising to community and revising websites. No meetings in 2023.
Event Committee	Meets as required. Responsible for arranging annual calendar of events both at the house and in the wider community. Meetings occurred in 2023

### LVSS Ad-Hoc Committees

HR Committee	Meets when required.
--------------	----------------------

# TREASURER REPORT

## Treasurer Report

The financial position of the Lynn Valley Services Society (LVSS) as of December 31, 2023, and its financial performance with assets of \$152,206, as to my knowledge presents fairly.

The accounting principles in Canadian account standards for not-for profit organizations have been applied on a basis consistent with that of the preceding year.

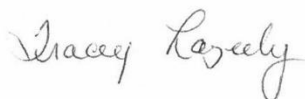
Mandatory financial submissions for LVSS were completed and submitted on time. They include:

- CRA summary
- Registered Charity Return
- T-4 slips
- GST rebates

Revenue for the year was \$153,991 which was an improvement over 2022. This is because of increased District grant, expanded programs, rentals and high drop-in attendance. Net income reflects expenditure including operating costs, contract and staff salaries and instructor fees.

LVSS continues to ensure updates in accounting records.

Submitted by:



Tracey Lazenby  
Board President



Chloe Miller  
Treasurer

# FINANCIAL STATEMENTS

LYNN VALLEY SERVICES SOCIETY INCOME STATEMENT	Year Ended December 2023	Year Ended December 2022
<b>REVENUE</b>		
Donations	704.30	7,350.00
Grants	-	-
DNV Core Funding	77,137.00	73,098.00
Interest Revenue	830.11	371.48
Rental Revenue	45,082.72	26,620.00
Drop-in Programs	8,331.35	20,763.52
Program Revenue	19,227.37	960.00
Event Revenue	2,678.51	-
<b>TOTAL OPERATING REVENUE</b>	<u>153,991.36</u>	<u>129,163.00</u>
<b>EXPENSES</b>		
Operating	69,433.47	69,269.12
Miscellaneous Expenses	108.05	39.32
Drop-in Programs		200.00
Programs Expense	9,701.74	6,265.75
Event Expenses	1,069.97	0
Wages and Salaries	54,848.11	50,816.60
Miscellaneous Expenses	0.00	0
<b>TOTAL EXPENSES</b>	<u>134,944.94</u>	<u>126,590.79</u>
<b>NET INCOME</b>	<u>\$19,046.42</u>	<u>\$2,572.21</u>

LYNN VALLEY SERVICES SOCIETY BALANCE SHEET	Year Ended December 2023	Year Ended December 2022
<b>Current Assets</b>		
• Cash	152,206.67	133,181.31
• Total Receivable	-	-
• Prepaid Expense	-	-
• Capital Assets	-	-
<b>Total Current Assets</b>	<b><u>152,206.67</u></b>	<b><u>133,181.31</u></b>
<b>Current Liabilities</b>		
• Vacation Payable	95.77	95.77
• WCB Payable	839.60	632.85
• GST Owing (Refund)	-460.22	-232.41
<b>TOTAL LIABILITY</b>	<b><u>475.15</u></b>	<b><u>496.21</u></b>
<b>EQUITY</b>		
• Net Assets Previous Year	132,685.10	130,112.89
• Current Earnings	19,046.42	2,572.21
<b>Total Net Assets</b>	<b><u>151,731.52</u></b>	<b><u>132,685.10</u></b>
<b>LIABILITIES AND EQUITY</b>	<b><u>\$152,206.67</u></b>	<b><u>\$133,181.31</u></b>



## APPENDICES

Appendix 1 – 2023 Mollie Nye House Accumulative Program Statistics

Appendix 2 – 2023 Drop-In and registered Program Summary by Participant Group

Appendix 3 – 2023 Long Term Rental Summary by Participation Group

Appendix 4 – Volunteer Hours 2023

Appendix 5 – LVSS Grant and Donation Support 2023

Appendix 6 – Historical Data

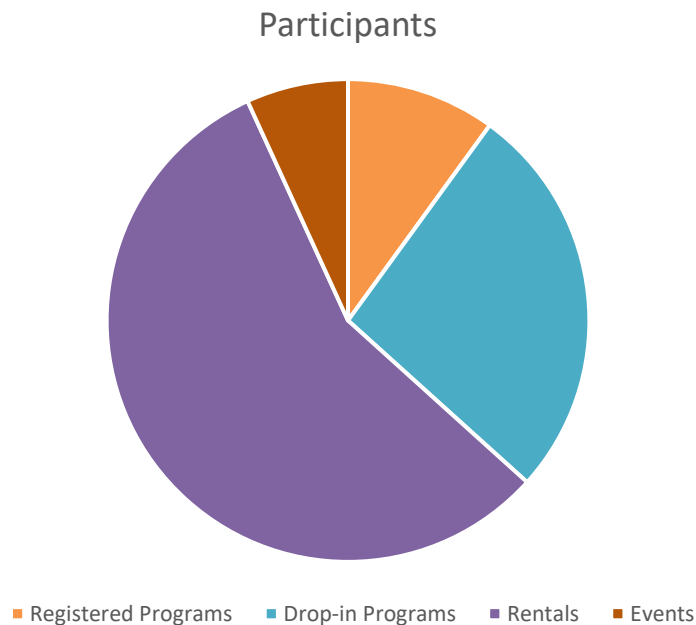
***LVSS recognizes the District of North Van for their ongoing annual funding and support***



## Appendix 1 - 2023 Mollie Nye House Accumulative Program Statistics

### Number of program participants

- Drop-in Programs (2,899)
- Rentals (6,135)
- Registered Programs (1086)
- Events (742)



**2023 Total participation of programs, events and rental activities is 10,862**

### Statistical Sources

- Drop-In programs - monthly average from daily sign in sheets
- Registered programs – actual counts from in house sign-up sheets
- Rentals – per contract based on actual provided by NVRC
- Events – registration sheets

## Appendix 2 - 2023 Drop-In and Registered Program Summary by Participant Group



Drop-In Programs	Activity	Participant Focus
Arts & Crafts	General Crafting	Seniors
Chair Stretch	Gentle exercise	Seniors
Mahjong Mondays	Social	Seniors
Sewing Group	Social	Seniors
Stamp Club	Social	Adults & Seniors
Book Club	Social	Adults & Seniors
Walking Club – Monday	Social	Adults & Seniors
Painting Group	Social	Adults
Friendly Friday	Social	Seniors

Registered Programs	Activity	Participant Focus
Adult ESL- Beginner & Intermediate	English as Second Language	Adults & Seniors
Tai Chi	Gentle exercise	Adults
Music @ Mollie Nye	Social	Everyone
Zentangle	Art and Craft	All ages
Conversation Club	Social	Adults and Seniors

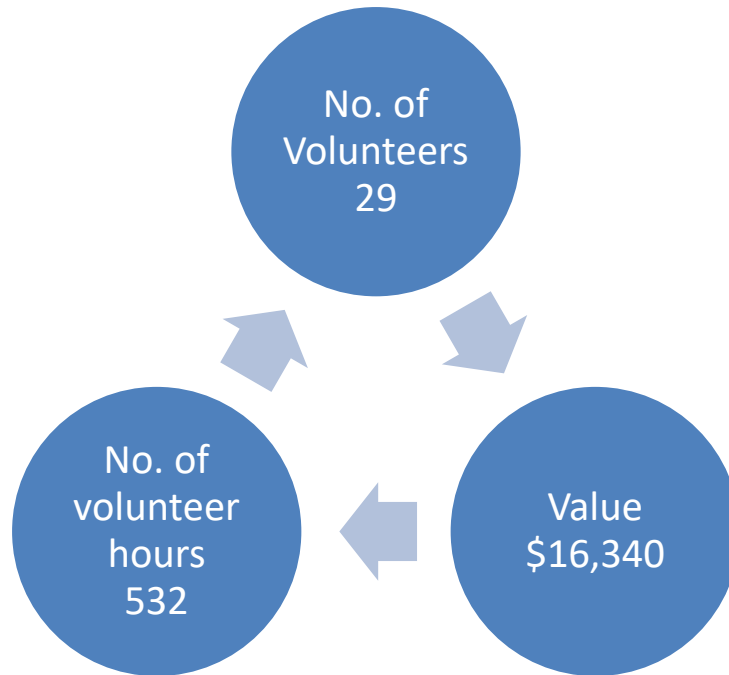
### Appendix 3 - 2023 - Rental Summary by Participant Group

**Youth**  
3 Activities

**Seniors/Adults**  
12 Activities

Rentals	Activity	Participant Focus
AGM's	Business	Adult
Celebrations	Private functions	Adult
Club Meetings	Social	Adult
Craft Fair	Business	Adult
Family Services	Wellness	Adult
Fitness	Wellness	Adult
Girl Guides	Youth Activity	Youth
International Auction	Business	Adult
Korean Church	Spiritual	Adult/Youth
Men's Group	Wellness	Adult
Munch and Mingle	Meal Program	Adult/Senior
Private Party	Celebration of Life	Adult
Strata Meeting	Business	Adult
Weight Watchers	Weight loss and maintenance	Adult
Yoga	Spiritual	Adult
Zen Society	Spiritual	Adult

## Appendix 4 - Volunteer Hours 2023



Area/Event	No. of Volunteers	Total hours	Value
Board of Directors & Committee Meetings x \$50/hr	9	190	9,500
Christmas decorating x \$20/hr	13	47	940
Gardening x \$20/hr	4	267	5,340
Storage Runs x \$20/hr	2	4	80
Events x \$20/hr	1	24	480
<b>TOTAL</b>	<b>29</b>	<b>532</b>	<b>\$16,340</b>

## Appendix 5 - Lynn Valley Services Grant and Donation Support 2023

### Grants

District of North Vancouver Core Support

### Donations

Safeway

Black Bear

Waves Coffee House (individual)

Save-on Foods

### Community Donation Support

Sincere appreciation goes to our community supporters and volunteers who have contributed to Lynn Valley Services Society in the past year. We value your support!

## Appendix 6 – Historical Data

YEAR	NET INCOME	# OF PARTICIPANTS	# OF VOLUNTEERS	VOLUNTEER HOURS	VALUE OF VOLUNTEER HOURS
2023	19,046.42	10,862	29	532	\$16,340
2022	2,572.21	3,514	52	733	\$20,375
2021	11,620.43	755	56	756	\$23,160
2020	20,274.61	2,835	49	920	\$22,600
2019	12,771.53	20,011	119	2,494	\$56,980